

Factors contributing to delayed breast cancer presentation: A prospective study at Parirenyatwa group of hospitals, Harare, Zimbabwe 2010-2013.

Abstract

Background: Breast cancer is one of the most common female cancers in Zimbabwe. A considerable proportion of patients delay presentation, leading to high morbidity and mortality. Delay in presentation can either be provider or patient delay. Survival is related to the stage at presentation. Delayed presentation is associated with lower survival. Understanding the reasons for delay may help in reducing delays and morbidity and mortality. This study addresses these concerns.

Aim: To determine factors contributing to delayed breast cancer presentation at Parirenyatwa Group of Hospitals

Methods: A prospective observational study of patients with the clinical and histological diagnosis of breast cancer attending Surgical Outpatient clinics awaiting surgery, or operated on from January 2010 to December 2013 were included. Patients were interviewed and specific questions relating to breast cancer risk and delay factors were recorded. Relevant investigations, including Human Immune Deficiency Virus (HIV) testing, were done and recorded. Final histology results were collected from Histopathology Department, analyzed and recorded. In addition to chi-square test for associated factors of delay and proportionate z test for percentage differences, the researchers validated the observed factors using discriminant analysis. Discriminant analysis was used to model the reasons and delay period with a cut-off point 3 months (< 3 months / ≥ 3 months).

Results: Seventy three patients were enrolled in the study. Forty nine (62.1%) were of rural domicile. Time to breast cancer presentation ranged from 1 to 52 months. The most common reason for delay (66%) was ignorance and secondly (18%) poverty. Fifty three (72.6%) patients were unemployed (p<0.05). Primary school was the highest level of education in 23 patients (31.5%), with 38 (52.1%) having attained

34 secondary level education. Fifty-seven (78.1%) patients presented with a mass
35 ($p < 0.05$) with pain occurring in 29 (39.7%) of patients. Fifty four patients (74%) had no
36 knowledge of breast self-examination (BSE) and 37 (51%) of these patients were of rural
37 domicile ($p < 0.05$). Of the 37 rural patients with no knowledge of BSE 35 (94.5%), had
38 primary level education ($p < 0.005$). Fifty one (69.9%) patients consented to HIV testing, 7 (13.7%)
39 were HIV positive. A low level of education, ignorance of breast cancer, poor socio-
40 economic status, rural residence and lack of knowledge of BSE were important predictors of
41 breast cancer delay to presentation. Old age, HIV status, level of education and family
42 history were major reasons associated with breast cancer presentation delay.

43

44 **Conclusion:** The overwhelming majority of breast cancer patients attending Parire-
45 nyatwa Group of Hospitals presented with advanced disease. These patients were
46 mostly of low socio-economic status. Current health education campaigns seem to
47 be ineffective in improving breast cancer awareness. Strategies to reduce delays in
48 presentation, through various interventions focused on education and poverty allev-
49 iation need to be formulated.

50

51 **Key words:** breast cancer, presentation, delay, factors, developing countries

52

53 Introduction

54 Breast cancer is the most common malignancy in females worldwide. It is the leading
55 cause of cancer related mortality¹. Over 1-2 million cases are diagnosed every year,
56 affecting 10 to 12% of the female population, and accounting for more than 500,000
57 deaths per year worldwide^{2,3}. The Zimbabwe National Cancer Registry 2012 Report
58³ highlighted that 11% of cancer deaths were due to breast cancer, with an incidence
59 of 7%. Breast cancer mostly affects women and only a very small percentage of
60 men.^{2,3} Factors contributing to delayed breast cancer presentation have been stu-
61 died elsewhere but not in Zimbabwe, despite the large number of deaths due to
62 breast cancer.

63

64 Patients who present late (figures 1) have lower survival rates⁴. An association be-
65 tween stage at diagnosis and survival has been established⁴. Delayed patient pres-
66 entation refers to a prolonged interval between the discovery of initial symptoms and
67 evaluation by a service provider. Delayed presentation is typically defined as an in-

68 terval greater than 12 weeks ⁵. Provider delay is when patients are referred late. This
69 could either be due to wrong diagnoses being made or to failures in the referral system,
70 as commonly experienced in developing countries like Zimbabwe. In Zimbabwe
71 general medical practitioners and local clinics refer cases of breast cancer directly to
72 central hospitals. A proportion of patients are delayed at this level. In provider delay,
73 patients who present early are managed late thereby worsening their outcome. In
74 patient delay, for various reasons patients procrastinate so by the time they seek
75 medical help, the disease may be advanced. Patient delay plays a major role in
76 breast cancer related morbidity and mortality ⁵. Patients with delays of 3 to 6 months
77 have worse survival rates than those with delays of less than 3 months ⁶.

78

79 During the patient delay process ⁶⁻¹⁰, the time from the individual detecting the symptom
80 until they seek medical attention is termed "appraisal delay" ⁷ or "passive detection"
81 ⁸. The time from the individual recognizing the symptom to seeking help is called
82 "action appraisal" ⁹, or behavioral delay ⁷. Negative attitudes towards healthcare providers
83 are among the determinants of behavioral delay ¹⁰⁻²⁰. Knowledge of breast cancer symptoms
84 and self-breast examination (BSE) have been associated with less appraisal and behavioral
85 delays ^{8, 12, 13, 20-30}. Patient delay may be related to poor socioeconomic status, cultural
86 beliefs, and level of education, ignorance and accessibility to healthcare facilities
87 ^{14, 22, 30-40} among other factors.

88

89 The Zimbabwe National Cancer Registry (2012) report showed on average 1,800
90 women are affected annually by breast cancer. Approximately 1,200 die from this
91 disease annually. ^{2, 3} In Zimbabwe, breast cancer affects one in every 10 women. ^{3, 41-}
92 ⁴⁶ This study was carried out to provide scientific data on factors associated with delayed
93 breast cancer presentation in Zimbabwe. The aim was to identify possible
94 strategies to shorten these delays thus reducing breast cancer mortality in Zimbabwe.
95

96

97 **AIM:** This study aimed to determine the factors associated with delay to breast cancer
98 presentation

99

100 **Objectives:**

101

102 To determine the magnitude and reasons for delayed breast cancer presentation at
103 Parirenyatwa Group of Hospitals.

104 To determine any association between level of education and delay in presentation.

105 To determine the stage at presentation of breast cancer.

106 To determine the presenting symptoms.

107 To determine any association between HIV infection and advanced breast cancer.

108

109 **Study design:** A prospective observational study

110

111 **Sampling Procedure and Sample Size**

112

113 **Sample Size Estimation**

114 The minimum sample size n was obtained using the formula developed by Cochran
115 in 2006 which is used in populations that are large:

116

$$117 \quad n = \frac{z^2 p(1-p)}{\epsilon^2}$$

118 Where,

119 p = Proportion of breast cancer patients who delayed for more than three months, p
120 = 94%, calculated from a proportion of breast cancer patients delayed for more than
121 three months in a study done by Muguti *et al.*, (1993)⁴⁶ in Zimbabwe

122 ϵ = margin of error set at 6 %

123 Z= standard normal deviate set at 1.96 for 95% confidence level

124 n= population size = 61

125

126

127 **Materials and Methods**

128 All patients with a clinical and histological diagnosis of breast cancer attending Sur-
129 gical Outpatient Department clinics, admitted, awaiting surgery or operated on from
130 January 2010 to December 2013 were included in the study. Patients were inter-
131 viewed and specific questions relating to breast cancer risk and delay factors rec-
132 orded. Relevant investigations including HIV testing were done and recorded. Final
133 histology results were collected analyzed and recorded. Delayed patient presentation

134 was defined as a prolonged interval between the discovery of the initial symptom to
135 presentation to a provider, typically greater than 12 weeks (3 months).^{5,21,22} Discrimi-
136 nant analysis was used to model delay period with a cut-off point 3 months (< 3
137 months / ≥ 3 months).

138

139 **Inclusion Criteria:**

140 All female patients with a clinical and histological diagnosis of breast cancer over 15
141 years age attending clinics or admitted to Parirenyatwa University Teaching Hospital

142

143 **Exclusion Criteria:**

144 Male patients with breast cancer

145 Patients with breast cancer <15 years

146 Patients who did not have histological confirmation of breast cancer

147

148 **Statistical analysis**

149 All data was entered in Epidata Entry version 3.1 software and cleaned before anal-
150 ysis. Statistical analysis was carried out by SPSS version 16 statistical package.
151 Discriminant analysis was used to model the reasons for delay in months. Descrip-
152 tive statistics: means, standard deviations, canonical discriminant parameters were
153 determined as discriminant analysis procedure. The significance levels used to indi-
154 cate effect were $p < 0.05$.

155

156 **Model validation**

157 Among other diagnostics parameters used were Wilk's lambda (preferred the smal-
158 lest value), and Box's M. We used a 50% Bernoulli (0.5) random sampling of the 73
159 patients to create a discriminant analysis model, setting the remaining (50%) patients
160 aside to validate the analysis. We then used the model to classify the 50% of the pa-
161 tients as delayed or not delayed.

162 **Ethics statement**

163 Ethical approval was sought from Parirenyatwa and College of Health Sciences Joint
164 Research (JREC). Written consent to participate in the study and publish pictures
165 was obtained

166

167 **Conflict of Interest**

168 **The authors declare no conflict of interest.** The study was self-funded.

169

170 **Results**

171

172 **Descriptive analysis**

173 In this study of 73 patients, 53 (72.6%) presented with advanced breast cancer, 8
174 (11%) were stage 1, 12 (16.4%) were stage 2, 23 (31.5%) were stage 3 and 30
175 (41.1%) were stage 4. Forty-three patients (59%) self-delayed in seeking breast can-
176 cer treatment whilst only 30 (41%) were treated within the recommended period
177 (within 3 months from the first symptom onset)^{5, 21, 22}. Of the 73 study patients, 49
178 (67.1%) were of rural and 24 (32.9%) urban domicile (figure 2). Thirty-seven of the
179 53 patients with stage 3 and 4 disease were from rural areas and 16 were urban,
180 $p=0.05$. Time to breast cancer presentation ranged from 1 to 52 months. The most
181 common reason for delay (48 patients, 66%) was ignorance and secondly poverty
182 (13 patients, 18%). Twenty-three (31.5%) of patients attained a primary school edu-
183 cation and 38 (52.1%) went to secondary school (figure 4). The presenting symptom
184 in 57 (78.1%) patients was a mass ($p<0.05$) and pain occurred in 39.7% of patients
185 (table 2). Knowledge of BSE was associated with level of education (table 3). Fifty-
186 four (74%) patients had no knowledge of BSE and 37 (68.5%) of these patients were
187 of rural domicile, $p<0.05$ (table 1). Of the 37 rural patients with no knowledge of BSE,
188 35 (94.6%) had only a primary education ($p<0.005$). Most patients, 20 (27.4%), were
189 within an age range of 51-60 years and 15 (20.5%), aged between 41-50 years (fig-
190 ure 3). Fifty-one patients (69.9%) consented to HIV testing, of which 7 (13.7%) were
191 positive.

192

193

194 **Discriminant analysis**

195

196 HIV positive status and a low level of education or ignorance (“a lack of knowledge,
197 understanding, or education”)²³ are among the main reasons for breast cancer
198 treatment delay (table 4 and table 5). Figure 4 and figure 5 show lack of education as

199 the main indicator of delay. Thus ignorance ²³ or “a lack of knowledge, understand-
200 ing, or education” is another major reason of breast cancer presentation delay.

201

202 Coefficients with large absolute values correspond to variables with greater discrimi-
203 nating ability as factors associated with patients who had delayed presentation
204 ,namely old age (Coefficient; 1.061), HIV status (Coefficient; 0.89), level of education
205 (Coefficient; 0.679), and family history (Coefficient; 0.221) (table 5)

206

207 **Discussion**

208

209 Breast cancer is a common health problem in our environment and patients present
210 late. Factors causing delayed presentation are both patient and system related. In
211 our study the major reasons for patient delay were old age, HIV status, and low level
212 of education. In this study 43 (59%) of delays were patient related. This correlates
213 with other studies which looked at reasons for patient delay ^{6, 17, 30}. A large proportion
214 of our patients were of low socioeconomic background and had low educational
215 backgrounds. Knowledge of BSE was lacking. It is recommended that campaigns
216 must be directed at this population group with a view to provide education regarding
217 the early signs and symptoms of breast cancer so as to change and improve their
218 health seeking behavior ^{8, 12, 13, 14-22}. Burgess et al concluded in their study that pa-
219 tients presenting late had competing demands and priorities, fears about cancer
220 treatments and anxieties about “bothering the doctor”¹¹. These psychosocial factors
221 were noted in our study and need to be addressed in health education campaign
222 programmes. Although only small percentage of patients were HIV positive, the ma-
223 jority of these presented with advanced breast cancer. The stigma associated with
224 HIV is a risk factor for delayed presentation ²⁰. This correlates with Brazilian studies
225 ^{40, 41, and 42}, one study reviewed breast cancer in a cohort of HIV infected women. The
226 median age at diagnosis was 46 years. The median survival after breast cancer di-
227 agnosis was 12 months and breast cancer diagnosis was made within 2 to 15 years
228 of HIV-infection diagnosis. All patients were diagnosed late with breast cancer and
229 thus had a worse prognosis ^{40, 41, 42}.

230

231 Most breast cancer patients attending Parirenyatwa Group of Hospitals present with
232 advanced disease. Current health education campaigns seem not to be interdiscipli-
233 nary and effective in improving breast cancer awareness; People living with HIV are
234 suffering stigma and eventually delay due to low self-esteem²⁰. It is our collective
235 responsibility to reduce this delay through various interventions focused on educa-
236 tion and poverty alleviation. Follow-up studies regarding management of these pa-
237 tients need to be done so as to recommend and formulate local guidelines

238

239 **Conclusion**

240 Factors causing delayed presentation are both patient and system related. In our
241 study the major reasons for delay were older age, HIV status, and low level of edu-
242 cation respectively. Most were patient delays with low socio-economic background
243 and low educational background. Knowledge of BSE is lacking. Education cam-
244 paigns must be directed at this population group with a view to provide education re-
245 garding the early signs and symptoms of breast cancer so as to change and improve
246 their health seeking behavior. The majority of HIV-positive patients presented with
247 advanced breast cancer and HIV stigma was a risk factor for delayed presentation.

248

249 Current health education campaigns seem not to be inter-disciplinary and effective in
250 improving breast cancer awareness; People living with HIV suffering stigma and
251 eventually delay due to low self-esteem. It is our collective responsibility to reduce
252 this delay through various interventions focused on education and poverty allevia-
253 tion.

254

255 **Recommendations**

256 Focused public health campaigns aimed at raising breast cancer awareness must
257 target rural communities. Breast self-examination must be taught to women at all le-
258 vels. Rural communities need to be encouraged to advance their education levels.
259 Communities need to be empowered economically in order to improve their health
260 seeking behaviour with special emphasis on breast cancer. Patients presenting late
261 have competing demands and priorities, fears about cancer treatments and anxieties
262 about 'bothering the doctor'. These psychosocial factors need to be addressed in

263 health education campaign programs. Follow-up studies regarding management of
264 these patients need to be done so as to recommend and formulate local guidelines

265

266

267

268 **References**

269

270 1. Hortobagyi GN, dela Garza Salazar J, et al. The global breast cancer burden:

271 variations in epidemiology and survival. *Clin Breast Cancer* (2005); **6**:391-401.

272 2. Benson JR, Jatoi I, Keisch M. Early breast cancer. *Lancet* (2009); **373**:1642-3.

273 3. Chokunonga E, et al. Zimbabwe Cancer Registry 2012 Annual Report. African
274 Cancer Registry Network. [afcrn.org/membership/membership-list/83-](http://afcrn.org/membership/membership-list/83-zimbabwe-harare)
275 [zimbabwe-harare](http://afcrn.org/membership/membership-list/83-zimbabwe-harare). Accessed February 23, 2016.

276 4. Thomson CS, Forman D. Cancer survival in England and the influence of ear-
277 ly diagnosis. *Br J Cancer* (2009);**101**:S102-9

278 5. Ramirez A.J. , Westcombe A. M., Burgess C. C., Sutton S., Littlejohns P., and
279 Richards M. A., “Factors predicting delayed presentation of symptomatic
280 breast cancer: a systematic review,” *The Lancet*, vol. 353, no. 9159,(1999).pp.
281 1127–1131.

282 6. Facione NC. Delay versus help seeking for breast cancer symptoms: a critical
283 review of the literature on patient and provider delay. *Soc Sci Med*
284 (1993);**36**:1521-34.

285 7. Richards MA, Westcombe AM, Love SB, Littlejohns P, Ramirez AJ. The influ-
286 ence of delay on survival in patients with breast cancer: a systematic review.
287 *Lancet* (1999);**353**:1119-1126.

288 8. Andersen BL, Cacioppo JT. Delay in seeking a cancer diagnosis: delay stag-
289 es and psychological comparison process. *Br J Soc Psychol*(1995);**34**:33-52.

290 9. Ruitter RA, de Nooijer J, van Breukelen G, Ockhuysen- VermeyCF, de Vries
291 H. Intended coping responses to cancer symptoms in healthy adults: the roles
292 of symptom knowledge, detection behavior, and perceived threat. *Cancer Ep-*
293 *idemiol Biomarkers Prev* (2008);**17**:818-26.

294 10. Ristvedt SL, Trinkaus KM. Psychological factors related to delay in consulta-
295 tion for cancer symptoms. *Psychooncology* (2005);**14**:339-50.

- 296 11. Burgess CC, Potts HW, Hamed H, et al. Why do older woman delay presenta-
297 tion with breast cancer symptoms? *Psychooncology* (2006);15:962-8.
- 298 12. Scott SE, Grunfeld EA, Auyeung V, Mcgurk M. Barriers and triggers to seek-
299 ing help for potentially malignant oral symptoms: implications of interventions.
300 *J Public Health Dent* (2009);69:34-40
- 301 13. De Nooijer J, Lechner L, de Vries H. Social psychological correlates of paying
302 attention to cancer symptoms and seeking medical help. *Soc Sci Med*
303 (2003);56:915-20
- 304 14. Van Osch L, Lechner L, Reubsaet A, de Nooijer J, de Vries H. Passive cancer
305 detection and medical help seeking for cancer symptoms: inadequate behavior
306 and psychological determinants. *Eur J Cancer Prev* (2007);16:266-74
- 307 15. Hunter CP, Redmond CK, Chen VW, et al. Breast Cancer factors associated
308 with stage at diagnosis in black and white woman. Black/ White Cancer Sur-
309 vival Study Group. *J Natl Cancer Inst* (1993);85:1129-37
- 310 16. Macleod U, Mitchell ED, Burgess C, Macdonald S and Ramirez AJ; Risk fac-
311 tors for delayed presentation and referral of symptomatic cancer, evidence for
312 common cancers. *British Journal of Cancer* (2011) 101, S92 – S101,pg1
- 313 17. Harirchi I, Ghaemmaghami F, Karbakhsh M, et al. Patient delay in women
314 presenting with advanced breast cancer: an Iranian study (2005). *Public*
315 *Health*, 119, 885-91.
- 316 18. Montazeri A, Ebrahimi M, Mehrdad N, et al. Delayed presentation in breast
317 cancer: a study in Iranian women (2003). *BMC Womens Health*, p3, 4.
- 318 19. Ramirez AJ, Westcombe AM, Burgess CC, et al. Factors predicting delayed
319 presentation of symptomatic breast cancer: a systematic review
320 (1999). *Lancet*, **353**, 1127-31.
- 321 20. Zimbabwe People Living with HIV Stigma Index Report
322 (2014);[http://www.stigmaindex.org/sites/default/files/reports/Zimbabwe%20Pe-
323 ople%20Living%20with%20HIV%20Stigma%20Index%20Report_15-12-
324 14pdf.pdf](http://www.stigmaindex.org/sites/default/files/reports/Zimbabwe%20People%20Living%20with%20HIV%20Stigma%20Index%20Report_15-12-14pdf.pdf);accessed 10/28/2016:12:29pm
- 325 21. Lancaster JM, Powell CB, Chen LM, et al.(2015): Society of Gynecologic On-
326 cology statement on risk assessment for inherited gynecologic cancer predis-
327 positions. *Gynecol Oncol* 136 (1): 3-7,[PUBMED Abstract]

- 328 22. Robson ME, Bradbury AR, Arun B, et al. (2015): American Society of Clinical
329 Oncology Policy Statement Update: Genetic and Genomic Testing for Cancer
330 Susceptibility. *J Clin Oncol* 33 (31): 3660-7, [PUBMED Abstract]
- 331 23. (n.d.). In Merriam-Webster's online dictionary (11th ed.). Retrieved from
332 <http://www.merriam-webster.com/dictionary/ignorance>; accessed on
333 1/11/2016, 6:05am.
- 334 24. Hortobagyi GN, dela Garza Salazar J, et al. The global breast cancer burden:
335 variations in epidemiology and survival. *Clin Breast Cancer* 2005; **6**:391-401.
- 336 25. Benson JR, Jatoi I, Keisch M. Early breast cancer. *Lancet* 2009; **373**:1642-3.
- 337 26. Zimbabwe Cancer Registry 2010 statistics
- 338 27. Thomson CS, Forman D. Cancer survival in England and the influence of ear-
339 ly diagnosis. *Br J Cancer* 2009; **101**:S102-9
- 340 28. Facione NC. Delay versus help seeking for breast cancer symptoms: a critical
341 review of the literature on patient and provider delay. *Soc Sci Med*
342 1993; **36**:1521-34.
- 343 29. Richards MA, Westcombe AM, Love SB, Littlejohns P, Ramirez AJ. The influ-
344 ence of delay on survival in patients with breast cancer: a systematic review.
345 *Lancet* 1999; **353**:1119-1126.
- 346 30. Andersen BL, Cacioppo JT. Delay in seeking a cancer diagnosis: delay stag-
347 es and psychological comparison process. *Br J Soc Psychol* 1995; **34**:33-52.
- 348 31. Ruiter RA, de Nooijer J, van Breukelen G, Ockhuysen- Vermey CF, de Vries
349 H. Intended coping responses to cancer symptoms in healthy adults: the roles
350 of symptom knowledge, detection behavior, and perceived threat. *Cancer Ep-
351 idemiol Biomarkers Prev* 2008; **17**:818-26.
- 352 32. Ristvedt SL, Trinkaus KM. Psychological factors related to delay in consulta-
353 tion for cancer symptoms. *Psychooncology* 2005; **14**:339-50.
- 354 33. Burgess CC, Potts HW, Hamed H, et al. Why do older woman delay presen-
355 tation with breast cancer symptoms? *Psychooncology* 2006; **15**:962-8.
- 356 34. Scott SE, Grunfeld EA, Auyeung V, Mcgurk M. Barriers and triggers to seek-
357 ing help for potentially malignant oral symptoms: implications of interventions.
358 *J Public Health Dent* 2009; **69**:34-40
- 359 35. de Nooijer J, Lechner L, de Vries H. Social psychological correlates of paying
360 attention to cancer symptoms and seeking medical help. *Soc Sci Med*
361 2003; **56**:915-20

362 36. van Osch L, Lechner L, Reubsaet A, de Nooijer J, de Vries H. Passive cancer
363 detection and medical help seeking for cancer symptoms: inadequate behavior
364 and psychological determinants. *Eur J Cancer Prev* 2007;16:266-74

365 37. Hunter CP, Redmond CK, Chen VW, et al. Breast Cancer: factors associated
366 with stage at diagnosis in black and white woman. Black/ White Cancer Sur-
367 vival Study Group. *J Natl Cancer Inst* 1993;85:1129-37

368 38. Pace, L. E., Mpunga, T., Hategekimana, V., Dusengimana, J.-M. V., Habine-
369 za, H., Bigirimana, J. B., ... Keating, N. L. (2015). Delays in Breast Cancer
370 Presentation and Diagnosis at Two Rural Cancer Referral Centers in Rwanda.
371 *The Oncologist*, 20(7), 780–788. [http://doi.org/10.1634/theoncologist.2014-](http://doi.org/10.1634/theoncologist.2014-0493)
372 [0493](http://doi.org/10.1634/theoncologist.2014-0493)

373 39. Borges et al, (2013). Predicting risk of cancer during HIV infection: the role of
374 inflammatory and coagulation biomarkers. *AIDS* 27(9).

375 40. De Andrade AC, Luz PM, Veloso VG, et al, (2011). Breast cancer in a cohort
376 of human immunodeficiency virus (HIV)-infected women from Rio de Janeiro,
377 Brazil: a case series report and an incidence rate estimate. *Braz J Infect*
378 *Dis*;15:387-93

379 41. Shiels MS, Pfeiffer RM, Gail MH, Hall HI, Li J, Chaturvedi AK, et al. (2011).
380 Cancer burden in the HIV-infected population in the United States. *J Natl*
381 *Cancer Inst*, 103:753–62. [10.1093/jnci/djr076](https://doi.org/10.1093/jnci/djr076)

382 42. Jessica L Castilho Email author, Paula M Luz, Bryan E Shepherd, Megan
383 Turner, Sayonara R Ribeiro, Sally S Bebawy, Juliana S Netto, Catherine C
384 McGowan, Valdiléa G Veloso, Eric A Engels, Timothy R Sterling and Beatriz
385 Grinsztejn.(2015). HIV and cancer: a comparative retrospective study of Bra-
386 zilian and U.S. *clinical cohorts Infectious Agents and Cancer BioMed Cen-*
387 *tral*.doi: [10.1186/1750-9378-10-4](https://doi.org/10.1186/1750-9378-10-4).

388 43. Muguti GI (1993) Experience with breast cancer in Zimbabwe. *J R Coll Surg*
389 *Edinb* 38(2): 75–78 | [PubMed](#) | [ChemPort](#) |

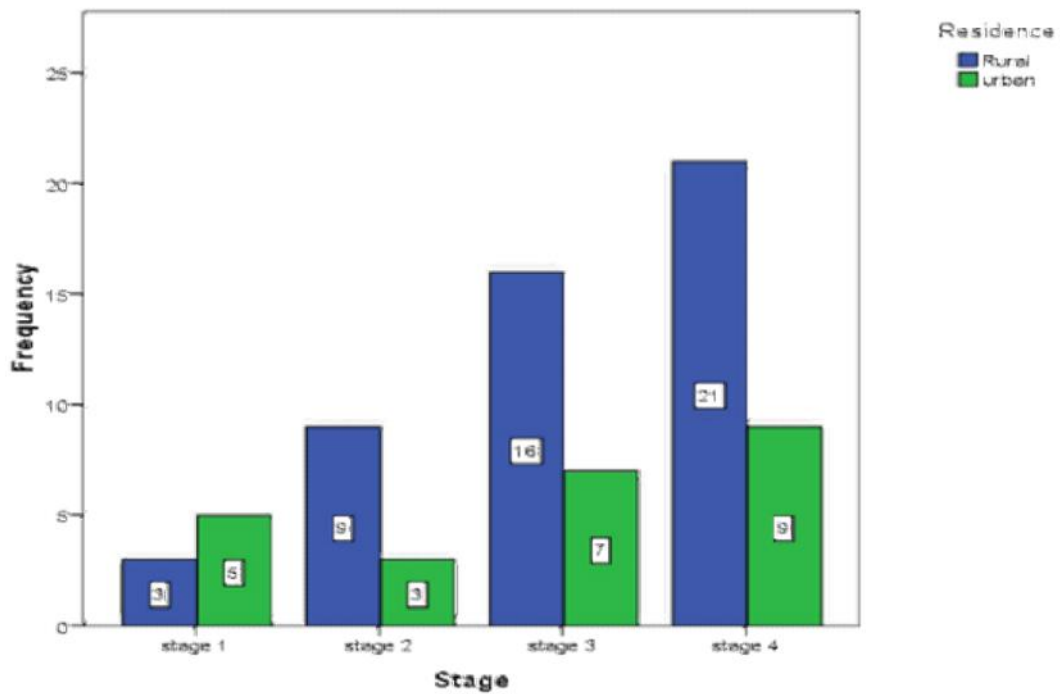
390
391
392
393
394
395
396

397
398
399
400
401



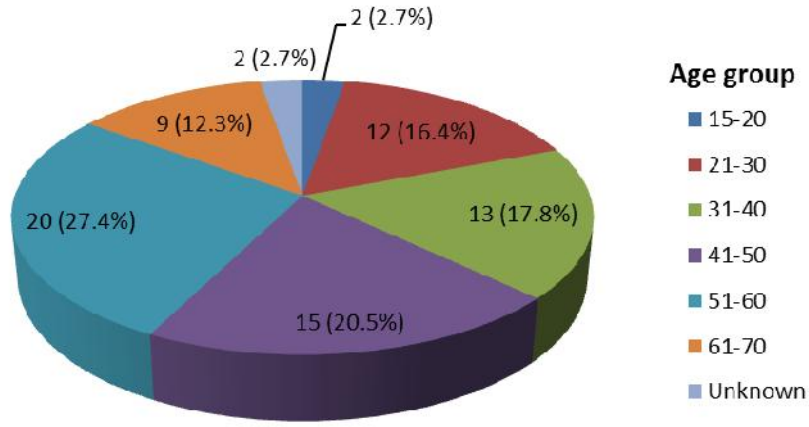
Figure 1: Patient 1 advanced breast cancer (Stage 4)

402
403
404
405
406
407
408

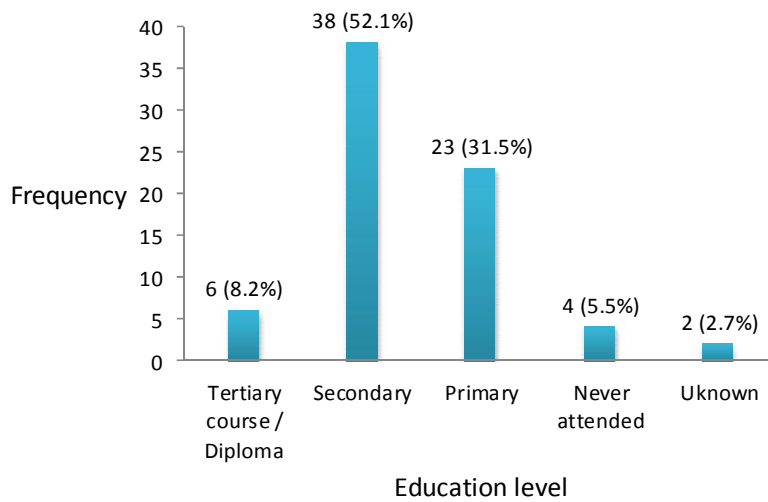


409

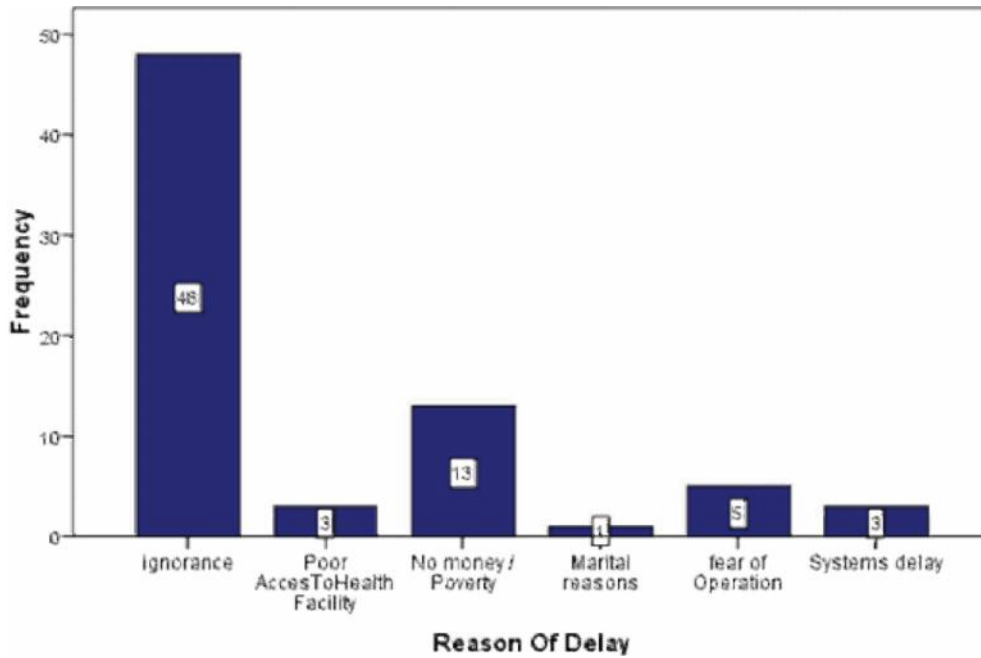
410 **Figure 2: Clinical Stage vs Domicile**
 411
 412
 413
 414



415
 416 **Figure 3: Breast cancer-age distribution**
 417
 418
 419



420 **Figure 4: Highest level of education**
 421
 422



423
424
425
426
427

Figure 5: Frequency distribution of patient's perception as reason for delay

Table 1: Knowledge of self- breast examination and Residence

Residence	Knowledge of Breast Self-Examination		Total
	Yes (%)	No (%)	
Rural	12 (16.4)	37 (50.7)	49 (67.1)
Urban	7 (9.6)	17 (23.3)	24 (32.9)
Total	19 (26.0)	54 (74.0)	73 (100)

Note: $p < 0.05$,Statistically significant association

428
429
430
431
432
433
434

Table 2: Symptoms

Symptom	Frequency	Percent
Mass	57	78.1
Nipple Discharge	12	16.4
Nipple Retraction	8	11
Pain	29	39.7
Ulcer	13	17.8

435
436
437
438
439
440

441
442
443
444
445

Table 3: Relationship between knowledge of breast self-examination and level of education

Knowledge of Self Breast Cancer	Level of Education				Total
	Tertiary course / Diploma	Secondary	Primary	Never attended	
no	0 (0%)	14 (20.9%)	10 (14.9%)	2 (3.0%)	26 (38.8%)
yes	6 (9.0%)	22 (32.8%)	12 (17.9%)	1 (1.5%)	41 (61.2%)
Total	6 (9.0%)	36 (53.7%)	22 (32.8%)	3 (4.5%)	67 (100.0%)

Note: p < 0.05, Statistically significant association

446
447
448
449
450

Table 4: Contributions of specific reasons to delayed breast cancer presentation

Reasons	Delayed presentation score	
	No	Yes
HIV Status	20.240	24.526
Age	6.169	7.406
Early Menarche	-1.521	-2.525
Family History	.055	.148
Late Menopause	7.697	4.812
Level of Education	5.269	8.898
(Constant)	-91.994	-115.295

Note: Classification Function Coefficients determined by Fisher's linear discriminant functions

451
452
453
454
455

Table 5: Standardized discriminant Coefficients of patient perceptions as reason

Reason	Function
HIV Status	.890
Age	1.061
Early Menarche	-.524
Family History	.221
Late Menopause	-.424
Level of Education	.679

456
457
458
459
460
461
462
463

464
465
466