

3
4 **MOTHER'S CAFFEINE INGESTION AFFECTS FECUNDITY AND OFFSPRING**
5 **BIRTH WEIGHT IN MURINE MODELS**
6

7 **Abstract**

8 Caffeine is the world most popularly consumed legal neurostimulant. It is naturally
9 found in beverage drinks including coffee and tea. It is also artificially added to several soft
10 and energy drinks, as well as medicinal drugs including analgesics. Caffeine itself can be
11 employed for therapeutic purposes. The wide range of caffeine distribution in substances and
12 its popularity in some cultures makes it almost impossible to regulate its consumption.
13 Severally people consume caffeine from one or more sources, daily and almost inadvertently.
14 Yet, caffeine ingestion during pregnancy has been reported to have observable effects on female
15 fertility as well as on embryo, foetal and child health. This investigation was conducted to analyse
16 the effect of different doses of caffeine on pregnancy and foetus at birth with emphasis on the
17 number of offspring and morphological parameters. Thirty two (n=32) adult female pregnant
18 mice (*Mus musculus*) were divided into four groups- Group A as the Control, Group B was
19 administered the low-dose caffeine (10mg/kg body weight), Group C was administered the
20 medium-dose caffeine (50mg/kg body weight) and Group D was administered the high-dose
21 caffeine (120 mg/kg body weight). Anhydrous caffeine was dissolved in distilled water to
22 achieve the target dosage for each group and animals were administered caffeine daily
23 throughout the period of pregnancy. At birth, the parameters of fecundity were examined
24 especially with respect to the average litter number; total sum of litter weights as well as the
25 average litters' weights across the experimental animal groups. Caffeine significantly
26 affected birth weight of the offspring; treated groups had fewer offspring per birth and lower
27 sum of offspring weights. Caffeine had observable effects on pregnancy and litters in manner
28 that were negative especially at the higher doses.

29
30 **Key words**

31 Caffeine Pregnancy Fecundity Fertility Birth Weight
32

33 **Introduction**

34 Caffeine is produced commercially mainly as a by-product in making caffeine-free
35 coffee. It can also be synthesized. When caffeine is administered orally, its Median Lethal
36 Dose (LD₅₀) is 192 milligrams per kilogram in rats and 150 - 200 milligrams per kilogram of
37 body mass in humans [1]; this amount of caffeine could be found in roughly 80 to 100 cups
38 of coffee for an average human adult. The LD₅₀ of caffeine in humans is also dependent on
39 individual sensitivity [1]. It is not usual for a person to consume 80 to 100 cups of coffee at
40 time, however this dosage can be achieved with overdose of caffeine pills or solutions of
41 pure anhydrous caffeine powder.

42 Kuczkowski [2, 3] reported that caffeine ingestion during pregnancy was associated
43 with an increased risk of foetal growth restriction and this association continued throughout
44 pregnancy. It is also reportedly advisable to reduce caffeine intake throughout pregnancy.
45 Furthermore, Fernandez *et al.* [4] found a small, but statistically significant increase in the
46 risk of spontaneous abortion and Low Birth Weight infants in women consuming more than
47 150 mg of caffeine daily. Also, acute foetal arrhythmias secondary to excessive maternal
48 intake of caffeine have been reported. Therefore, the physiologic effects and common use of

49 caffeine during pregnancy calls for examination of maternal caffeine consumption and risk of
50 birth defects. Epidemiologic studies have so far yielded mixed results [2, 3].

51 According to Weng *et al.*, [5], an increasing dose of daily caffeine intake during
52 pregnancy was associated with an increased risk of miscarriage, compared with no caffeine
53 intake for caffeine intake of <200 mg/day. The same report concluded that high doses of
54 caffeine intake during pregnancy increased the risk of miscarriage, independent of
55 pregnancy-related symptoms. While Brent *et al.*, [6] remarked that some scientists have
56 reported that caffeine consumption during pregnancy does not appear to increase the risk of
57 congenital malformations, miscarriage or growth retardation even when consumed in
58 moderate to high amounts. Kuczkowski [2] constructively noted that critically, the data
59 supporting this conclusion is of poor quality and some suggest limiting caffeine consumption
60 during pregnancy.

61 Watkinson and Fried [7] reported that the most marked effects associated with heavy
62 caffeine use (over 300 mg daily) included reduced birth weight and smaller head
63 circumference that was statistically significant.

64 The currently available literatures have largely indicated the possibilities of transient
65 and persistent effects of mothers' caffeine ingestion on their offspring [2, 5, 7]. However, it is
66 important to determine the influence of dose intake. It should also be noted that several safe-
67 for-consumption agents and substances can become harmful to pregnancy and conceptus if
68 they are abused or consumed at excessively high doses. This investigation also models the
69 manners in which humans use caffeine in the experimental animals in order to produce data
70 that can have relevance to human conditions and provide reliable basis for applications and
71 further investigations, especially in humans.

72 Therefore, the specific aim of this investigation was to assess the effects of prenatal
73 caffeine exposure resulting from maternal ingestion on fertility and offspring physical health
74 parameters including litters number and offspring birth weight.

75

76 **Materials and Methods**

77 Thirty two(32) mated and pregnant female mice were used for the investigation after a
78 monitored mating exercise, confirmed with the presence of a vaginal plug. Pure anhydrous
79 caffeine powder was dissolved in distilled water to achieve the dose for each group. Effort
80 was made to associate the various dose used with human situations of caffeine use. The lower
81 dose of 10 mg/kg/day is roughly equivalent to taking about 2-3 normal cups of coffee/tea per
82 day or 2-3 coffee tablets or chewing 2-3 bar of caffeine-containing chocolate or equivalent
83 [8]. Thus, 10 mg/kg/day is equivalent to 2–3 cups of coffee/day in humans based on a
84 metabolic body weight conversion [8]. This represented habitual mild and almost
85 unconscious yet regular consumption of caffeine in coffee, tea or other sources such as in
86 caffeinated drinks or in form of pills. This is a pre-caffeinism level of consumption which
87 may not induce caffeinism or caffeine dependency. The medium caffeine dose represented
88 caffeine excessive use and abuse while the highest dose represented a caffeine dependent
89 condition that is abnormal, yet possible. Animals were treated throughout pregnancy that
90 lasted 20-21 days. Each animal was given the daily dose of caffeine using oral gavages once
91 between the hours of 7:00 and 9:00. At parturition, the offspring were collected and observed
92 based on the parameters of interest.

93

94

95 Table 1: Table showing the Experimental Animal Grouping, Dosages and Rationale

Grouping	Animals	Dosage	Description	Rationale
----------	---------	--------	-------------	-----------

Group A	8	Control	No caffeine treatment; animals receive a placebo of 5% sucrose solution	
Group B	8	10mg/kg body weight	Lower caffeine dosage is administered to pregnant animals	Lower dose treatment
Group C	8	50 mg/kg body weight	Medium caffeine dosage is administered to pregnant animals	Medium dose treatment
Group D	8	120 mg/kg body weight	High caffeine dosage is administered to pregnant animals	High dose treatment

96
97

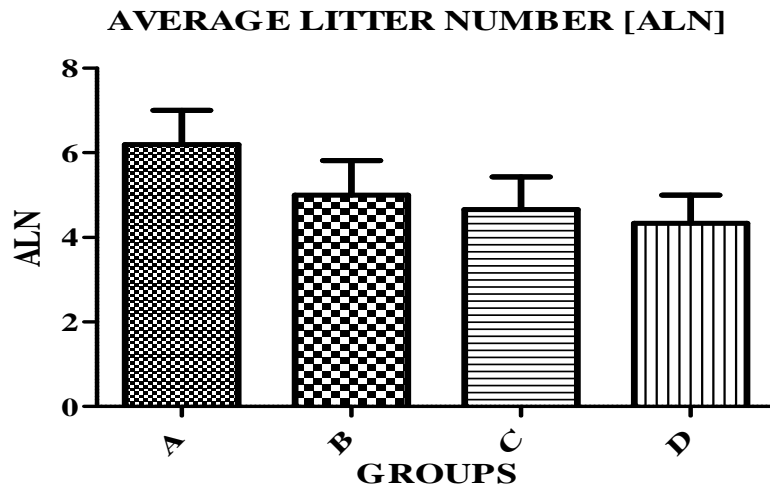
98 **Results**

99 Caffeine negatively affected fecundity and birth weights of the offspring. The effects were
100 observable in the number of offspring weight per mother as well as the total number of
101 offspring per mother. Also, the sum of litters' weight per mother was also affected.
102 Altogether, caffeine ingestion affected fertility and offspring weights; and the effects were
103 dose dependent: birth weight reduced as caffeine dose increased, so also the number of
104 offspring per mother. The figure below provide further details.

105

106 **Figure 1:** Bar Chart Showing Average Litters Number Of The Experimental Animal
107 [Mothers] Groups A-D. The average numbers of litters per group in the treated groups
108 were generally lower than the number for the Control Group. Litter numbers reduced
109 as the dosage of caffeine administration increased.

110



111

112 * Indicates Statistical Significance [$P \leq 0.05$]

113

114 A: Control Group Animals

115 B: Group B Animals Subject to the Low-dose [10mg/kg body weight] Prenatal Caffeine
116 Administration

117 C: Group C Animals Subject to the Medium-dose [50mg/kg body weight] Prenatal
118 Caffeine Administration

119 D: Group D Animals Subject to the High-dose [120mg/kg body weight] Prenatal
120 Caffeine Administration

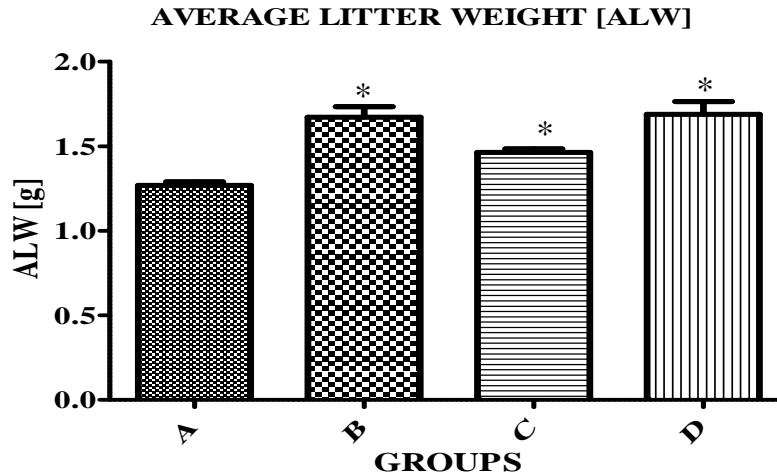
121

122 .

123

124

125 **Figure 2:** Bar Charts Showing the Average Litters Weight [ALW] of the Experimental
 126 Animals Groups A-D. The offspring of the treated animals had higher average
 127 weights at birth. These treated groups however had lower number of litters per animal
 128 and group.
 129



130

131 * Indicates Statistical Significance [$P \leq 0.05$]

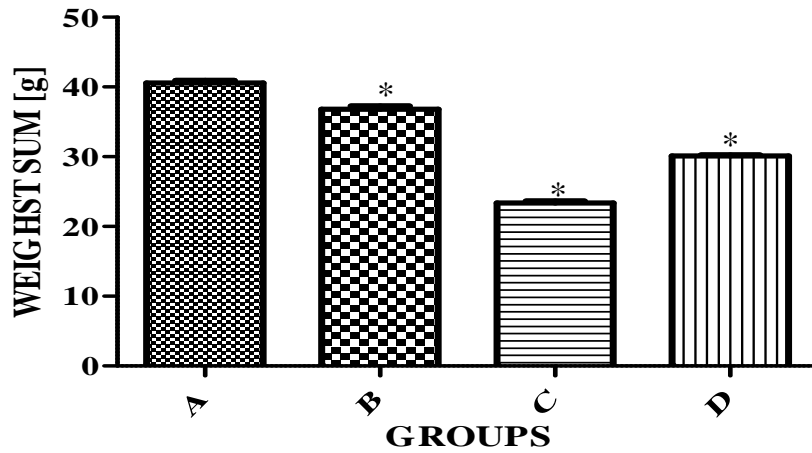
132

- 133 A: Control Group Animals
- 134 B: Group B Animals Subject to the Low-dose [10mg/kg body weight] Prenatal Caffeine Administration
- 135 C: Group C Animals Subject to the Medium-dose [50mg/kg body weight] Prenatal Caffeine Administration
- 136 D: Group D Animals Subject to the High-dose [120mg/kg body weight] Prenatal Caffeine Administration

139

140
 141 **Figure 3:** Bar Charts Showing the Sums of Litter Weights Per Group [SLWG]
 142 The treated groups had lower number of litters per animal cum group; subsequently,
 143 the sum of litter birth-weights per group [SLWG] was higher in the Group A than the
 144 treated groups. Group C had the least value of the SLWG followed by Group D.

WEIGHTS SUM FOR ANIMAL GROUPS [g]



145

146 A: Control Group Animals

147 B: Group B Animals Subject to the Low-dose [10mg/kg body weight] Prenatal Caffeine
148 Administration

149 C: Group C Animals Subject to the Medium-dose [50mg/kg body weight] Prenatal
150 Caffeine Administration

151 D: Group D Animals Subject to the High-dose [120mg/kg body weight] Prenatal
152 Caffeine Administration

153

154

155 **Discussion**

156 The average litter number provides insight into fecundity of the experimental animals.
157 All the animal groups administered caffeine had less number of litters compared to the
158 control group. Also, the average litter in the treated groups reduced with increase in the
159 dosage of caffeine. It therefore implies that the number of litter was inversely proportional to
160 the dosage of caffeine administered to the animals. This simply suggests that caffeine
161 affected fertility or fecundity and this relationship is dosage dependent. Caffeine in the
162 current investigation reduced the average number of litter per mother. This shares similarities
163 with some previous investigations that have suggested that caffeine has negative effects on
164 conception and pregnancy in female humans [9, 10]. Caffeine effects also reportedly included
165 spontaneous abortions and still births in female humans [11, 12, 13]; and such negative
166 effects have been reported in mice or rodents and mammals generally [14, 15, 16].

167 Noting that the animals were administered caffeine beginning from the day of
168 copulation (D0); caffeine supposedly had effects that could possibly influence the rate of
169 viability of the embryos through the process of pregnancy. Though the mechanism(s)
170 involved in the reduction of litter per birth cannot be specifically established; it is logical to
171 examine the possibilities from the known processes- especially the critical stages. Caffeine
172 could not have influenced ovulation and spermatogenesis in this context, but implantation
173 and embryo implantations and survival till parturition.

174 Variations in the Average [Mean] Litter Weight [ALW] show that the offspring of the
175 treated animals generally had higher average weights at birth. Values varied between groups
176 and the pattern was not specifically consistent with trends in dosage variations. Interestingly,
177 most reports from human reproductive health investigations have suggested that caffeine
178 consumption by the mother during pregnancy could cause reduction in birth weight of the
179 offspring [17, 18, 19]. These have been complemented by animal-model investigations as
180 well [20]. It is however important to relate these values with the average number of litter per
181 mother as previously presented. The Control Group A had the highest number of average
182 litter or offspring per birth. Obviously, it is important to note that more offspring would have
183 resulted in high total sum of litter weight per birth as indicated on the second chart.

184 If both results [average litter weight and total sum of litter weight per birth] are
185 considered altogether; caffeine did not necessarily have to influence growth and stimulate
186 either cellular proliferation or tissue hypertrophy to have caused the relative higher average
187 litter weights in the treated groups. It is logical to observe the variations in the number of
188 litter per birth in the caffeine-treated groups relative to the Control Group A. Thus, when
189 summed up, on the average, the caffeine-treated animal Groups B, C and D did not
190 necessarily have higher total-offspring birth weight. Actually, they had less sums of litter
191 weights per group. It is therefore important to consider the average litter in relation to the
192 total number of litter per group and mother to be able to have a useful comparison to the
193 human situation in which single-birth is prevalent contrary to the predominant multiple births
194 in the rodents. When taken from both perspectives, caffeine actually reduced birth weight
195 sums in the treated groups and Group C had the least sum of birth weight. Group D might
196 have higher sum and average weight per litter than C but the number of litter per mother was
197 quite relatively low in Group D. Generally, these results are consistent with many previous
198 findings about caffeine's potential to reduce birth weight [21, 22, 23]. Even the lowest dosage
199 employed affected litter's weight per animal and the effect increased with dosage.

200 **Conclusion**

201 Caffeine had negative effect on the birth weights of litters. It also caused reduction in the
202 number of litters. Caffeine use, especially at relatively high doses had negative effects of
203 pregnancy and the weights of the offspring.

204 **Reference**

205

- 206 [1] Peters, J. M. and Boyd, E. M. (1967). The influence of a cachexigenic diet on caffeine
207 toxicity, *Toxicology and applied pharmacology*, 11 (1): 121–7.
- 208 [2] Kuczkowski KM (2009) Caffeine in pregnancy. *Arch Gynecol Obstet* 280: 695–698
- 209 [3] Kuczkowski KM (2009) Peripartum implications of caffeine intake in pregnancy: is there
210 cause for concern? *Rev Esp Anestesiol Reanim* 56: 612–615.KM
- 211 [4] Fernandes O, Sabharwal M, Smiley T, Pastuszak A, Koren G[†], Einarson T (1998).
212 Moderate to heavy caffeine consumption during pregnancy and relationship to
213 spontaneous abortion and abnormal fetal growth: a meta-analysis. *Reproductive*
214 *Toxicology*. 12 (4): 435–444.
- 215 [5] Weng X , Odouli R , Li D (2008). Maternal Caffeine Consumption During Pregnancy
216 and the Risk of Miscarriage: A Prospective Cohort Study. *Am J Obstet Gynecol* 198
217 (3), 279.e1-279.e8.
- 218 [6] Brent, R. L. (2001). The cause and prevention of human birth defects: what have we
219 learned in the past 50 years? *Congenit Anom (Kyoto)*, 41:3–21.
- 220 [7] Watkinson, B. and Fried, P. A. (1985). Maternal Caffeine Use Before, During and After
221 Pregnancy and Effects Upon Offspring. *Neurobehavioral Toxicology and*
222 *Teratology*. 7:9-17.
- 223 [8] Soellner, D. E., Grandys, T., and Nuñez, J. L. (2009). Chronic Prenatal Caffeine Exposure
224 Impairs Novel Object Recognition and Radial Arm Maze Behaviors in Adult Rats.
225 *Behav Brain Res*. 205(1): 191–199.
- 226 [9] Jensen, T. K., Henriksen, T. B., Hjollund, N. H., Scheike, T., Kolstad, H., Giwercman, A.,
227 ... Olsen, J. (1998). Caffeine intake and fecundability: a follow-up study among 430
228 Danish couples planning their first pregnancy. *Reprod Toxicol*, 12(3):289-95.
- 229 [10] Klonoff-Cohen, H., Bleha, J., and Lam-Kruglick, P. (2002). A prospective study of the
230 effects of female and male caffeine consumption on the reproductive endpoints of
231 IVF and gamete intra-Fallopian transfer *Hum. Reprod.* 17 (7):1746-1754.
- 232 [11] Cnattingius, S., Signorello, L. B., Anneren, G., Clausson, B., Ekblom, A., Ljunger, E.,
233 ... and Rane, A. (2000). Caffeine intake and the risk of first-trimester spontaneous
234 abortion. *N Engl J Med* , 343:1839-1845.
- 235 [12] Tolstrup, J. S., Kjaer, S. K., Munk, C., Madsen, L. B., Ottesen, B., Bergholt, T., and
236 Gronbaek, M. (2003). Does caffeine and alcohol intake before pregnancy predict the
237 occurrence of spontaneous abortion? *Hum Reprod* . 18:2704-2710.
- 238 [13] Greenwood, D. C., Alwan, N., Boylan, S., Cade, J. E., Charvill, J., Chipps K, C., ...
239 Kassam, S., (2010) Caffeine intake during pregnancy, late miscarriage and stillbirth.
240 *Eur J Epidemiol* . 25:275-280.
- 241 [14] Maalouf, W., Lee, J. H., and Campbell, K. H. (2005). Effects of caffeine on the
242 developmental potential of in vitro matured, aged and denuded ovine oocytes. *Hum*
243 *Fertil.*, 8(2):129-30.
- 244 [15] Dorostghoal, M., Khaksari Mahabadi, M., and Adham, S. (2011). Effects of Maternal
245 Caffeine Consumption on Ovarian Follicle Development in Wistar Rats Offspring. *J*
246 *Reprod Infertil.*, 12(1):15-22.
- 247 [16] Sharma, R., Biedenharn, K. R., Fedor, J. M. and Sharma., A. A. (2013). Lifestyle factors
248 and reproductive health: taking control of your fertility. *Reproductive Biology and*
249 *Endocrinology*, 11:66; 1-15.
- 250 [17] Mau, G. and Netter, P. (1974). Are coffee and alcohol consumption risk factors in
251 pregnancy? *Geburtshilfe Frauenheilkd*, 34: 1018-1022.

- 252 [18] Vlajinac, H. D., Petrović, R. R., Marinković, J. M., Šipetić, S. B., and Adanja, B. J.
253 (1997). Effect of Caffeine Intake During Pregnancy on Birth Weight. *Am. J.*
254 *Epidemiol.* 145 (4):335-338.
- 255 [19] Sengpiel, V., Elind, E., Bacelis, J., Nilsson, S., Grove, J., Myhre, R., Haugen,
256 M., Meltzer, H. M., Alexander, J., Jacobsson, B., and Brantsaeter, A. L. (2013).
257 Maternal caffeine intake during pregnancy is associated with birth weight but not
258 with gestational length: results from a large prospective observational cohort study.
259 *Biomed Central Med.*, 19;11:42. doi: 10.1186/1741-7015-11-42.
- 260 [20] Gilbert, E. F. and Pistey, W. R. (1973). Effect on the Offspring of Repeated Caffeine
261 Administration to Pregnant Rats. *Journal of Reproduction and Fertility.* 34: 495-499
- 262 [21] Collins, T. F. X. (1979). Review of reproduction and teratology studies of caffeine.
263 *Washington, DC: GPO, 1979:352-72.* (FDA by-lines no.).
- 264 [22] Martin, T. R. and Bracken, M. B. (1987). The association between low birth weight and
265 caffeine consumption during pregnancy. *Am J Epidemiol.*, 126(5):813-21.
- 266 [23] Vik, T., Bakketeig, L. S., Trygg, K. U., and Lund-Larsen, K., and Jacobsen, G. (2003).
267 High caffeine consumption in the third trimester of pregnancy: genderspecific
268 effects on fetal growth. *Paediatr Perinat Epidemiol*;17:324-31.